



How to fold the portfolio

1

Works best with
1/4 napkin




2

Folded edge



Unfold

3



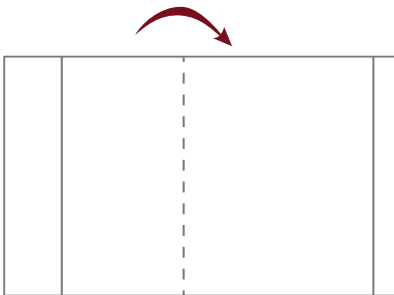
Fold right edge in about 1-1.5 inches

4



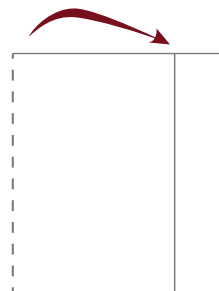
Fold left edge in about 2-2.5 inches

5




Fold left edge over previous fold
leaving a bit of the right
edge showing

6



Fold left edge over right
fold leaving a bit of each
of the earlier folds

7



Portfolio fold

Want a different kind of fancy fold? Visit torkusa.com/dinnernapkins